
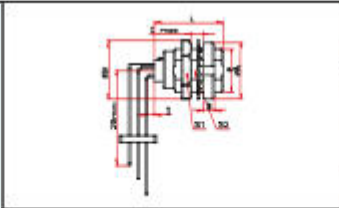
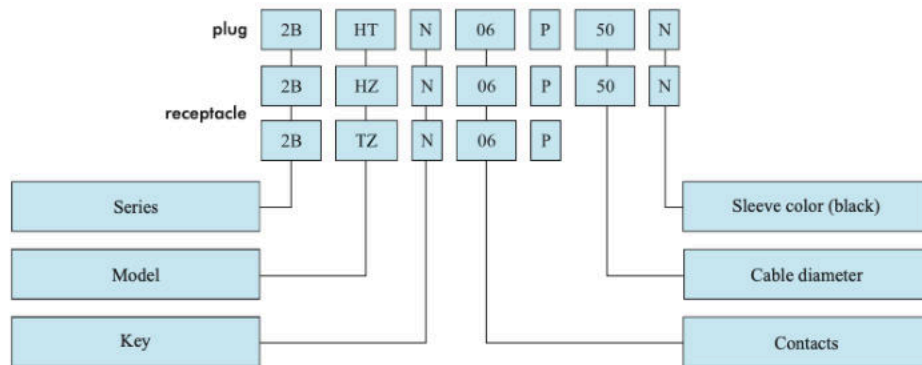


## SZ receptacle (90° elbow pin)

General receptacle assembled and fixed either inside or outside, PCB type, 90°elbow pin, with key(N,A,B-W) to avoid rolling and mismatching.

		Items		Dimension							
		Series	Style	A	B	e	E	M	L	S1	S2
		0B	SZ	12	12.5	M9*0.6	5.5	2.5	16.6	8.2	11
		1B	SZ	16	16	M12*1.0	6.0	3.2	18.7	10.5	14
		2B	SZ	20	19.5	M15*1.0	6.5	3.5	20	13.5	17

Numbering rules:



For example:

### Straight plug with sleeve

1BHZA0642N: 1B Series straight plug, 30 degree double keys fixing (A) , 6 pins, apply to cable diameter of 5.0mm, cable collet to fix cable with black sleeve.

### Fixed receptacle

3BTZN21: 3B Series fixed receptacle, fixed inside of case with nut, single key fixing (N) , 21 pins.

### Fixed plug

2BGTN08: 2B Series fixed plug, fixed inside of case with nut, single key fixing, 8 pins.

### Fixed coupler plug

1BHZN0650N: 1B Series coupler plug, single key fixing, 6 pins, apply to cable diameter of 5.0mm, cable collet to fix cable with black sleeve.

## B Series connector with the following main features:

1. Smart push-pull self-latching system;
2. Multicore types with 2 to 26 pins;
3. Solder or PCB contacts (straight or elbow);
4. High-density installation for space-saving;
5. Different kinds of keying options to avoid mismatching;
6. The right direction shielding effect, anti-electromagnetic interference.

## Parts of connector:

1. Shell made of copper alloy, stainless steel is used in special occasions, plated with Nickel or Chrome;
2. Pin and jack made of copper alloy, plated with gold;
3. Insulator molded with engineering plastic which is high-temperature endurable and good insulating;
4. Sleeve molded with soft plastic to protect cables.

**Dimension of PCB holes for B Series, K Series, SZ straight receptacle, PZ receptacle, MZ receptacle Elbow (90 degree).**

