
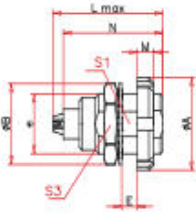
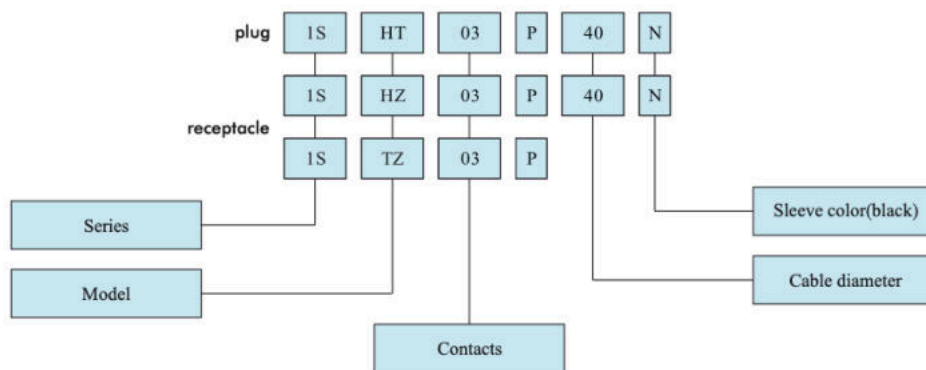


## SZ receptacle

Fixed receptacle, fixed either inside or outside with two nuts.

		Items		Dimension								
		Series	Style	A	B	e	E	L	M	N	S1	S3
		0S	SZ	12	12.5	M9*0.5	5.5	19	2.5	17	8.2	11
		1S	SZ	16	16	M12*1.0	6.0	20.3	3.2	17.8	10.5	14
		2S	SZ	20	19.5	M15*1.0	6.5	24.8	3.5	24.5	13.5	17

Numbering rules:



For example:

### Straight plug with sleeve

1SHT0650N: 1S Series straight plug, multi- contact of 6 pins, apply to cable diameter of 5.0mm, cable collet fix with black sleeve.

### Fixed receptacle

2SSZ008: 2S Series fixed receptacle, fixed with two nuts, without key, multi- contact of 8 pins. Omit the later code or replaced by 0000.

### Fixed coupler plug

1SHZ00450N: 1S Series coupler plug, without key, multi- contact of 4 pins, apply to cable diameter of 5.0mm, cable collet fix with black sleeve.

## S Series connector with the following main features:

1. Security of the push-pull self-latching system;
2. multi-core type(2-6)
3. Solder or PCB contacts (straight and elbow);
4. high-density installation for saving space ;
5. high-low insulator positioning avoid mismathing;
6. 360 degree screening for full EMC shielding;

## Parts of connector:

1. shell made of copper alloy, stainless steel is used in special occasions, plated with Nickel or Chrome;
2. pin and jack made of copper alloy, plated with gold;
3. insulator molded with engineering plastic which is high-temperature endurable and good insulating;
4. sleeve molded with soft plastic to protect cables.